















**BETON PRODUCT SPECIFICATION**  
**GLAZED FLOOR TILE 60x60cm & 60x120cm**  
**Pressed Ceramic Tiles International Norms ISO 13006-10545/98**  
**GROUP: B1b**

No.	Icon	Test item	Unit	Requirements of Standard		Test result	Result
1		Dimensional variation	(%)	length of side	0.6	< 0.6	Qualified
2		Side straightness	(%)	± 0.5		< 0.5	Qualified
3		Squareness	(%)	± 0.6		< 0.5	Qualified
4		Surface flatness	(%)	Center curvature degree	± 0.5	< 0.5	Qualified
				Warping degree	± 0.5	< 0.5	Qualified
				Side curvature degree	± 0.5	- 0.1	Qualified
5		Surface quality	—	Sighting vertically at a distance of 0.8 meter away from the tile no defect on surface is observed in at least 95% of the tile		conformed	Qualified
6		Water absorption	(%)	Average value ≤ 3 individual ≤ 3.3		< 0.28 < 0.23 - 0.25	Qualified
7		Breaking strength	N	When thickness ≥ 7.5mm the Average value ≥ 700		< 750	Qualified
8		Rupture modulus	Mpa	Average value ≥ 30 individual ≥ 27		> 35 > 32	Qualified
9		Abrasion resistance	revs	1700		>1700	Qualified Class 4
10		Scratch resistance	MOH	—		> 6	Qualified
11		Frost resistance	—	No cracking after test		conformed	Qualified
12		Resistance to acids & alkalis	—	not less than grade GB		Grade GA	Qualified
13		Chemical resistance	—	not less than grade GB		Grade GA	Qualified
14		Slip resistance	R DCoF	Ramp slip rating test DCoF: 0.42		R11 >0.42	Qualified

BETON



Italian ink-jet design Porcelain Floor Tiles



**maniscalco**  
australian for mosaics

**KREM**



# BETON



Stone



Charcoal



Grey



Cloud



Bone

Available Finishes: Matte / Lapatto / Speckled Gloss / Exterior

Packaging:					
*24 x 24"	4 pcs. / ctn.	15.5 sqft / ctn.	66.14 lbs / ctn.	3' 6" pallet: 40ctn. / pallet	620 sqft / pallet
*12 x 24"	8 pcs. / ctn.	15.5 sqft / ctn.	66.14 lbs / ctn.	3' 6" pallet: 40ctn. / pallet	620 sqft / pallet
*24 x 48"	2 pcs. / ctn.	15.5 sqft / ctn.	66.14 lbs / ctn.	3' 6" pallet: 40ctn. / pallet	620 sqft / pallet

\*Sizes are nominal

