











**GOSFORD / TOOWOOMBA / SIMPSON GLASS  
TECHNICAL DATA**

<b>TEST</b>		<b>RESULT</b>
	Water Absorption	0.01 %
	Dimension Deflection Length & Width  Thickness Warpage Angle Straightness Flatness	SIZE $\geq$ 300, $\pm$ 0.20% SIZE $\leq$ 300, $\pm$ 0.30% $\pm$ 0.20 $\pm$ 0.15% $\pm$ 0.15% $\pm$ 0.20% $\pm$ 0.20%
	Bending Strength (N/mm <sup>2</sup> )	$\geq$ 50
	Abrasion Resistance	$\geq$ 3 GRADE
	Thermal Expansion Coefficient( M°C <sup>-1</sup> )	$\leq$ 9.2
	Thermal Shock Resistance No cracks after 10 times test	<b>No visible Alterations</b>
	Surface Hardness(MOHS)	$\geq$ 6
	Slip Resistance DIN 51097 DIN 51130 ESN 744507	B R9 0,3 - 0,73
	Frost Resistance No cracks after Frost test	<b>No Breaks or Visible effect</b>
	Stain Resistance (Stains Removed With Warm Running Water)	$\geq$ 6 GRADE
	Color Resistance to Light	<b>No visible color change</b>